



3JUVE

For the 3 Most Common Signs of Ageing...

Aesthetics
Awards
WINNER



3 Facial Concerns. 3 Technologies.



Our most defining feature is our face. It is unique to every one of our clients; which is why we are happy to provide such a groundbreaking treatment. 3JUVE® uses three independent skin rejuvenation technologies, in combination, to help treat the three most common signs of ageing.

All 3JUVE® treatments start with an advanced consultation to determine your specific goals, meaning the powerful mix of technologies can be completely customised to your skin to give you the results you really want!

1. Resurface Fractional Laser = fine lines & wrinkles



2. Rebright 585 IPL = veins & sun damage



3. Remodel RF = eye & jawline lifting



What should I expect before a 3JUVE® treatment?

All 3JUVE® treatments start with an advanced consultation to determine your specific goals. The treatment can then be tailored to your individual skin depending on your main concerns. Whether you are concerned with discolouration, loss of firmness or lines and wrinkles, the 3JUVE® procedure can be customised to ensure the best possible results for your skin.

How long does a 3JUVE® treatment take?

A typical 3JUVE® treatment takes approximately 1 hour, this varies depending on the treatment chosen and the skin concern.

What should I expect after treatment?

Your skin may become a little red after treatment and depending on which technologies are utilised some bronzing and flakiness could occur.

How does the treatment feel?

A warm, heating sensation is felt during treatment, with some mild stinging.

How many sessions will I need?

Results can be seen after just a few treatments. However, a minimum of 3 and up to 9 sessions, are recommended depending on your skin concerns.

Treatments are carried out every 2 to 6 weeks. Following your course of treatments, top-up sessions are performed as required, usually once or twice a year.

Who is suitable for treatment?

Most people are suitable for treatment. We recommend a consultation with your clinician to ascertain if the treatment will be successful for you.



Effective Treatment Results



Proven Safety Record



World Leading Technology

Skin Rejuvenation

*Reduce the visible signs
of ageing including
uneven skin tone,
uneven skin texture,
redness (thread veins),
fine lines and wrinkles.*

- Proven safety record
- Suitable for vascular lesions, pigmentation, skin tightening and wrinkle reduction
- This treatment can be used in combination with illumiFacial®



How does the Rebright 585 IPL skin rejuvenation treatment work?

Pulses of light are emitted to target skin discolouration (brown and red lesions) and create a more youthful, even complexion. In addition, the light energy stimulates the fibroblast cells, leading to increased production of new collagen and elastin. This improves the texture of the skin, evening out lumps and bumps whilst reducing the appearance of lines and wrinkles.

What does the treatment feel like?

Treatment can be mildly uncomfortable, but no anaesthesia is required. Most people describe the discomfort as moderate and acceptable, not unlike a quick pinprick. You will experience a warm sensation.

How many sessions will I need?

Results can be seen after just a few treatments. However, a minimum of 3 and up to 6 sessions, are recommended depending on your skin concerns.

Treatments are carried out every 4 to 6 weeks. Following your course of treatments, top-up sessions are performed as required, but usually once or twice a year.

Who is suitable for treatments?

Most people are suitable for treatment. We recommend a consultation with your clinician to ascertain if the treatment will be successful for you.



Skin Tightening

Remodel RF treatments will help to lift and tighten your skin. You will see a softening of fine lines as well as lifting in the cheeks and a tightening of the jawline.

- Proven safety record
- Suitable for all skin types
- The results are both instant and cumulative
- No downtime



How does Remodel RF treatment work?

Remodel RF (radiofrequency) energy is applied to the skin in an act of gentle heating. This stimulates a process often referred to as wound healing. The heat is recognised by the brain which then signals cells in the deeper layers of your skin to produce collagen and elastin. Over time, the collagen and elastin will grow and your skin will start to tighten, looking fresher and smoother. 3JUVE® is particularly effective for fine lines, lower face slackness and overall skin tightening.

What does the treatment feel like?

The treatment is not considered painful. Most people actually comment on how pleasurable and relaxing the heating sensation is due to the multi-frequency technology of the 3JUVE®.

How many sessions will I need?

The number of sessions required varies from client to client and is dependant on many factors. However, as a guideline, it is always recommended to complete a course of treatments at 4 week intervals.

Results can be seen after just one session. However, a minimum of 3 and up to 9 treatments, at 2-4 week intervals, deliver the best results depending on the skin concern.

A course of treatments results are expected to last 1 to 2 years however we do recommend maintenance sessions once every 1-3 months.

Who is suitable for treatments?

Most people are suitable for treatment. We recommend a consultation with your clinician to ascertain if the treatment will be successful for you.



ResurFACE

Improve a variety of different skin concerns such as uneven skin texture, open pores, scars, wrinkles and skin laxity.

- Smooths & evens acne scars & bumps
- Helps smooth wrinkles & fine lines
- Boosts collagen, improves skin texture



How does the Resurface Fractional Laser treatment work?

Minute sections of the skin are targeted with laser light, which penetrates into the tissue. This causes small columns of thermal damage which, in turn, stimulates significant collagen renewal. The surrounding non-affected areas of skin aid the body's natural recovery process, allowing dramatic results without significant downtime.

What does the treatment feel like?

A warm, heating sensation is felt during treatment, with some mild stinging. After the treatment the skin can be quite hot, which is why cooling packs are often utilised to minimise discomfort.

How many sessions will I need?

Results can be seen after just a few treatments. However, a minimum of 3 and up to 9 sessions, are recommended depending on your skin concerns.

Treatments are carried out every 4 to 6 weeks. Following your course of treatments, top-up sessions are performed as required, but usually once or twice a year.

Who is suitable for treatments?

Most people are suitable for treatment. We recommend a consultation with your clinician to ascertain if the treatment will be successful for you.

What should I expect after treatment?

You will experience a mild sunburnt sensation for a few hours after treatment and the skin may be red for 1 to 2 days. This is a normal sign that the skin is healing at a deep level. Swelling is likely but minimal and resolves in 2 to 3 days. As the healing process occurs, your skin may have a 'bronzed' appearance that lasts from 3 to 10 days, depending on the treatment level. Your skin will naturally exfoliate and may flake as if you had mild sunburn.



Pigmentation

Pigmented lesions, such as sun spots, age spots and freckles, that are caused by sun damage can be successfully removed, creating a more flawless appearance.

- Proven safety record
- Suitable for age spots, liver spots, sun damage and more
- World-leading technology



How does the Rebright 585 IPL pigmentation treatment work?

Short pulses of light are released and are readily absorbed by the high concentration of melanin found within pigmented lesions. The rapid absorption of light energy heats the melanin and causes the destruction of the melanin-rich cells. This triggers the body's natural healing process to stimulate the growth of new, healthy skin tissue.

What does a laser treatment feel like?

Most patients describe the discomfort as mild and tolerable and no anaesthesia is required.

How many sessions will I need?

The number of sessions will depend on the type and size of the pigmented lesion, but typically a minimum of 3 and up to 6 sessions are recommended.

Treatments are carried out every 4 to 6 weeks. Following your course of treatments, top-up sessions are performed as required, but usually once or twice a year.

Who is suitable for treatments?

Most people are suitable for treatment. We recommend a consultation with your clinician to ascertain if the treatment will be successful for you. Large, dark, mottled or raised pigmentation cannot be treated and may need to be checked by a dermatologist. Large, dark moles should not be treated, nor should lesions covering a large part of the body. The pigmented marks that respond the best are superficial lesions such as those caused by sun damage (sun spots, age spots) and freckles.



Facial Vessels

We can provide a long-term solution to facial concerns such as red flushing (rosacea), thread veins and red spots. Your skin will appear more even and your complexion healthier and brighter.

- Proven safety record
- Suitable for a range of vascular lesions
- World-leading technology



How does the Rebright 585 IPL vascular treatment work?

Light energy is applied to the skin where it is readily absorbed by blood vessels, heating them to a point where they are destroyed. Following treatment, the vessels quickly clear as they are reabsorbed by the body, leaving little or no trace of the original lesion.

What does the treatment feel like?

Treatment is mildly uncomfortable but there is no need for anaesthesia and the procedure is actually quite quick. Sensations vary but most people describe the treatment as feeling like a very quick, hot pinprick.

How many sessions will I need?

The number of sessions required varies from client to client and depends on many factors, however, a course of treatments is recommended. Though small lesions may clear in just a single session, a minimum of 3 and up to 6 treatments, at 4-week intervals, deliver the best results, depending on the skin concern.

Who is suitable for treatments?

Most people are suitable for treatment. Best results are obtained for lighter skin types. We recommend a consultation with your clinician to ascertain if the treatment will be successful for you.



Acne

Restore, enhance and maintain the beauty of your skin. Combat inflammation, and reduce the severity and frequency of breakouts, whilst also diminishing redness and pigmentation.

- Proven safety record
- Suitable for active acne and superficial scarring
- Effective results for a range of skin types
- World-leading technology



How does the Rebright 585 IPL acne treatment work?

Light emitted directly targets the overactive sebaceous glands, greatly reducing the total number and severity of active lesions. This lessens the inflammation and occurrence of breakouts. The light stimulates the production of new collagen to improve skin texture, scarring and can also reduce the appearance of red or brown areas of skin that are often associated with acne breakouts.

What does the treatment feel like?

Treatment is mildly uncomfortable but there is no need for anaesthesia and the procedure is actually quite quick. Sensations vary but most people describe the treatment as feeling like a very quick, hot pinprick.

How many sessions will I need?

The number of sessions required varies from client to client dependant on many factors. Though results can be seen after a few treatments, a minimum of 4 and up to 8 treatments, at 4-week intervals, deliver the best results.

Who is suitable for treatments?

Almost everyone can be treated, apart from tanned individuals. If you are pregnant or taking Roaccutane (an acne medication) it is best not to undergo treatment until you have been off the medication for a minimum of 6 months.



Scarring and Stretch Marks

With this award-winning technology we can treat deeper skin concerns such as surgical scars, traumatic scars, acne scars and stretch marks.

- Proven safety record
- Suitable for active acne and deeper scar tissue
- Effective results for a range of skin types
- World-leading technology



How does the treatment work?

With this treatment we can both reduce the redness and the appearance of scars and stretch marks. For scars and stretch marks, ResurFACE works in the same way as overall skin rejuvenation.

Minute sections of the skin are targeted with laser light, which penetrates into the tissue. This causes small columns of thermal damage which, in turn, stimulates significant collagen renewal. The surrounding non-affected areas of skin aid the body's natural recovery process, allowing dramatic results without significant downtime.

What does the treatment feel like?

A warm, heating sensation is felt during treatment, with some mild stinging. After treatment the skin can be quite hot, which is why cooling packs are often utilised to minimise discomfort.

How many sessions will I need?

Improvement can be seen after the first session, but for optimum results 3 to 9 treatment sessions are often

advised. Treatments are carried out every 4-6 weeks, depending upon the level of rejuvenation required.

Who is suitable for treatments?

Most people are suitable for treatment. We recommend a consultation with your clinician to ascertain if the treatment will be successful for you. For the treatment of acne scars if you are taking Roaccutane (an acne medication) it is best not to undergo treatment until you have been off the medication for a minimum of 6 months.

What should I expect after treatment?

You will experience a mild sunburnt sensation for a few hours after treatment and the skin may be red for 1 to 2 days. This is a normal sign that the skin is healing at a deep level. Swelling is likely but minimal and resolves in 2 to 3 days. As the healing process occurs, your skin may have a 'bronzed' appearance that lasts from 3 to 10 days, depending on the treatment level. Your skin will naturally exfoliate and may flake as if you had mild sunburn.



*illumi*Facial®

Enhance your natural filter... Everyone is using filters to achieve the appearance of airbrushed skin. With illumiFacial® you will no longer need to apply a filter. Together we can rejuvenate, enhance, and illuminate your skin's natural beauty.

- Proven safety record
- Dramatically improve skin tone and appearance
- Help your skin look and feel its best
- World-leading Technology

How does the illumiFacial® treatment work?

The illumiFacial® is a 4-stage treatment

Step 1: Cleanse

Step 2: Tri-Fruit Acid Peel

Step 3: Lynton IPL

Step 4: Hydrate and protect with a trio of serums

What does the treatment feel like?

illumiFacial® is a very quick, comfortable treatment which is designed to provide you with 'optimum skin health'. Some people will feel a slight tingling sensation when the fruit peel is first applied, but it very quickly subsides. The IPL aspect of this treatment can sometimes be mildly uncomfortable - most people describe the discomfort as feeling warm and like a 'quick pinprick', all of which is very tolerable.

How many sessions will I need?

The number of treatments required varies. Results can be seen after just one session. However, a minimum of 3 and up to 6 treatments, at 4-6 week

intervals, deliver the best results, depending on the skin concern.

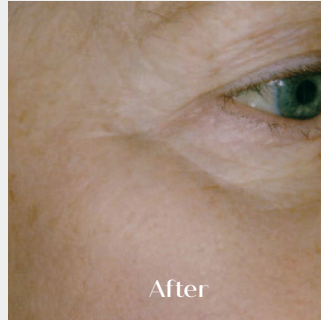
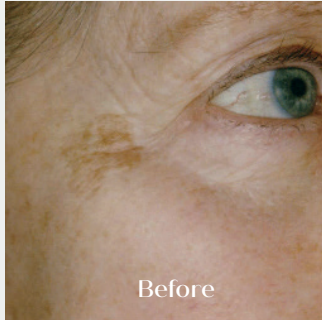
Who is suitable for treatments?

Treatment is perfect for anyone whose skin exhibits congestion, discolouration and visible signs of ageing. This treatment will improve the appearance, texture and health of your skin.

What should I expect after illumiFacial®?

You may experience a superficial tingling feeling on the skin and you may see a darkening of pigmented spots before they flake away. This means the treatment has worked, providing you with a more even, flawless and brighter skin tone. Following your treatment, you will notice clearer, healthier skin and you will also experience an ongoing improvement to the firmness and plumpness of your skin. This is because new collagen is stimulated deep within the skin tissue in the months after treatment.

Before & After Gallery



Rebright | Pigmentation | Courtesy of Court House Clinic



Rebright | Vascular | Courtesy of Laser Skin Solutions



Remodel | Skin Laxity | Courtesy of The Lynton Clinic



Before & After Gallery



Before



After

Resurface | Scarring | Courtesy of DMK Laser



Before



After

Resurface | Deep Lines (above the nose) | Courtesy of The Lynton Clinic



Before



After

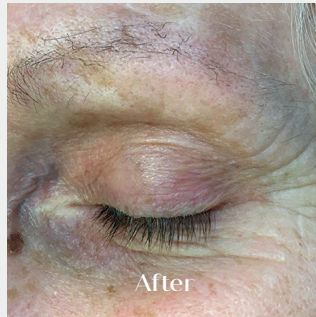
Resurface | Acne Scarring | Courtesy of Laser Skin Solutions



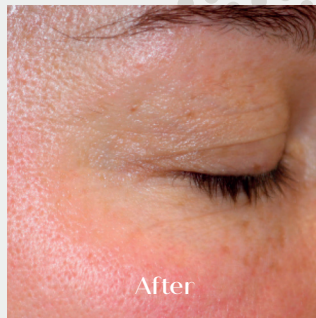
Before & After Gallery



Rebright | Vascular | Courtesy of Lumiere Clinic



Rebright | Pigmentation | Courtesy of Medizen Clinics



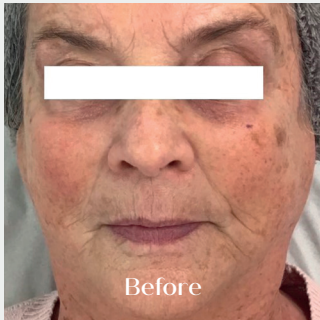
Remodel | Skin Laxity | Courtesy of The Lynton Clinic



Before & After Gallery



Resurface | Congestion | Courtesy of The Lynton Clinic



Rebright | illumiFacial® | Courtesy of The Lynton Clinic



Rebright | illumiFacial® | Courtesy of The Little Laser Clinic



As Seen In...

woman&home

Aesthetics

PROFESSIONAL
beauty

celebrity
angels

